

**Primary 1 (2025)
Transition
Programme**
We Grow, We Glow



Sharing by Year Head

Mrs Tan Pei Shan
(Year Head / Lower Primary)



Congratulations!
Your child has reached yet
another milestone!



**Journey with us to find out how
you can support your child and
make the transition to P1 a
smooth one for him/her.**



Overview

1. What is Primary School about?

2. Smoothing the transition to Primary 1


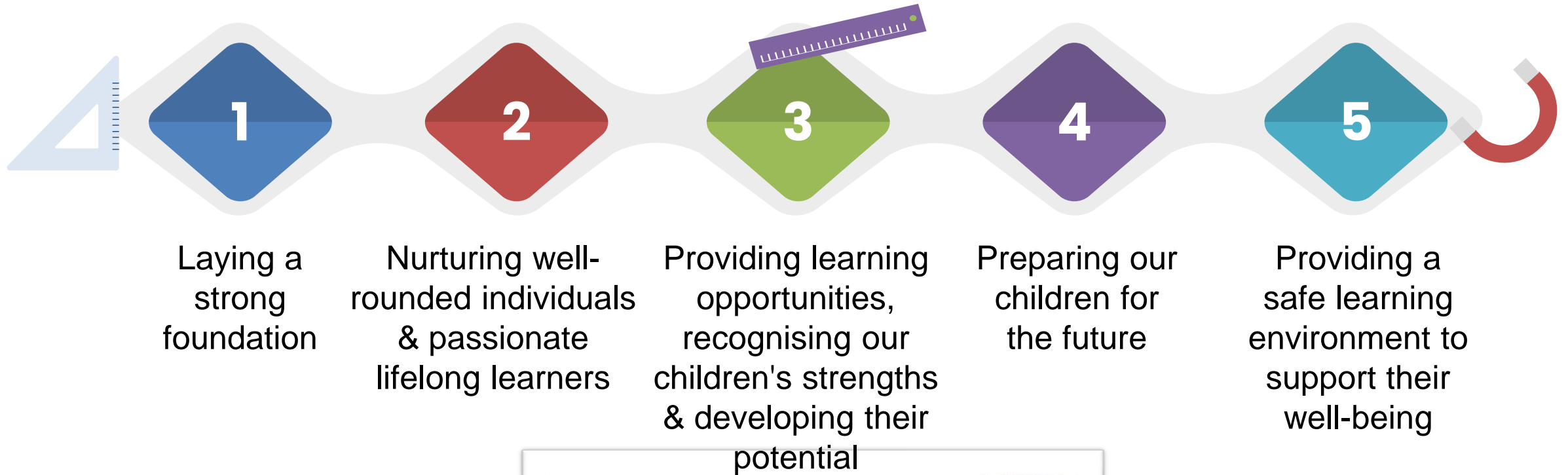
3. School-Home Partnership



Developments in Primary Education



What is Primary School about?



**What
experiences
would your child
likely undergo in
Primary 1?**



Smoothening the transition to Primary 1

When your child enters primary school, their experience will include:




How can you prepare your child for Primary 1?

You can start talking to your child about the following:



Adjusting to a
larger learning
environment



Interacting
with more
peers and
teachers



Adapting to
longer school
hours and new
routines



Taking the
initiative to
ask for help



Becoming more
independent and
responsible



How else can you support your child?

Support

your child and encourage them to overcome challenges with your care

Affirm

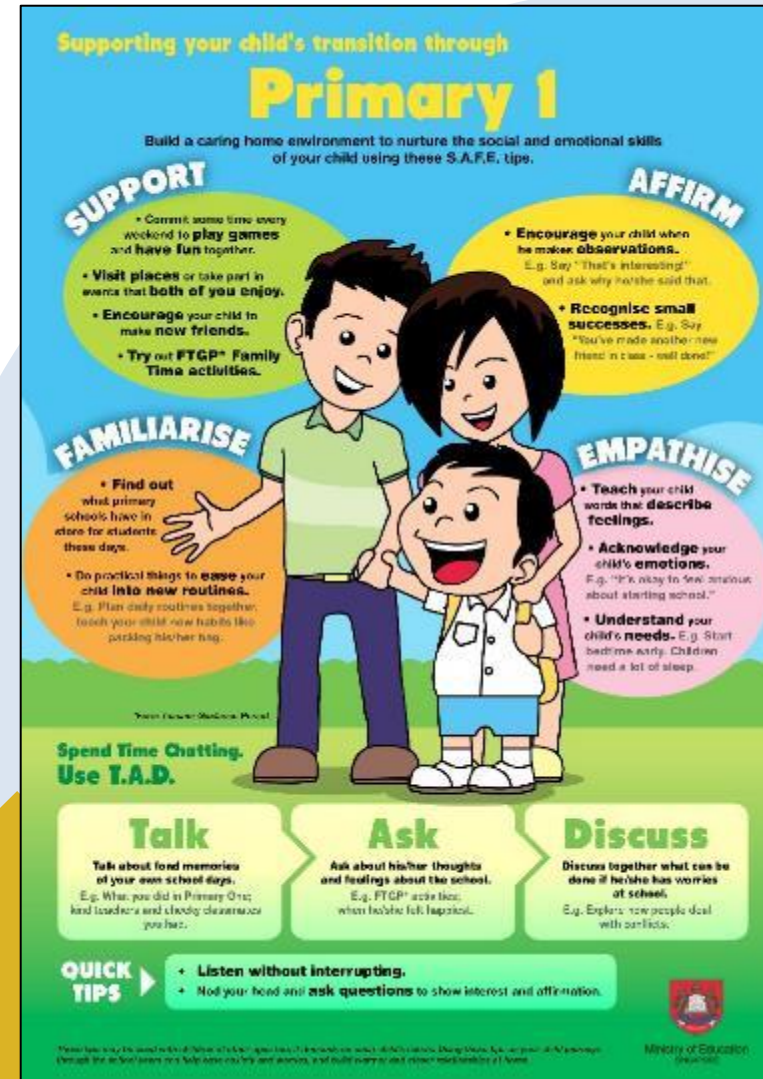
your child by recognising small successes and praising their efforts

Familiarise

your child with new routines gradually and share your experiences in primary school

Empathise

with and acknowledge your child's feelings



Knowledge, Skills & Dispositions for the start of Primary 1



Values, Social-Emotional Competencies, Citizenship Dispositions



Art



English Language



Mathematics



Mother Tongue Languages



Music



Physical Education

- | | | | | | | |
|---|---|---|--|--|--|--|
| <ul style="list-style-type: none"> • Understand and Care for Oneself • Show Care and Respect for Others • Make Responsible Decisions and Act on Them | <ul style="list-style-type: none"> • Enjoy Participating in Art • Express Ideas and Feelings through Art • Demonstrate Awareness of Art from Different Cultural Groups | <ul style="list-style-type: none"> • Listen and Speak for Enjoyment and Information • Read with Enjoyment and Understanding • Communicate Ideas and Information through Writing or Using Symbols or Letter-Like Shapes | <ul style="list-style-type: none"> • Basic Understanding of Numbers Up To 10 • Recognise Simple Patterns • Compare Quantities Between Two Groups of Objects | <ul style="list-style-type: none"> • Enjoy and Show an Interest in Learning Mother Tongue Language. • Enjoy and Show an Interest in Listening and Speaking in Mother Tongue Language. • Demonstrate Awareness of Local Ethnic Culture | <ul style="list-style-type: none"> • Enjoy Participating in Music and Movement Activities • Express Ideas and Feelings through Music and Movement Activities • Demonstrate Awareness of Music and Movement from Different Cultural Groups | <ul style="list-style-type: none"> • Enjoy Physical Activities • Display Coordination in Motor Tasks • Demonstrate Awareness of Healthy Habits and Safety |
|---|---|---|--|--|--|--|



Things to note in School

1. Transition Programme
2. School Hours
3. Snack Time
4. Dismissal Arrangements
5. School Uniform
6. Communication Channel



NKPS P1 Transition Programme

We Grow, We Glow

Term / Week	Activities
Term 1 Week 0	<ul style="list-style-type: none">• P1 Orientation / Transition Programme• School Familiarisation Tour• Exposure to academic topics.• Class Bonding <p>Timetable suspended</p>
Term 1 Week 1 onwards	<ul style="list-style-type: none">- Slower pace in content to allow more time for students to adjust to the new school environment- Greater focus initially on self-management and relationship building



NKPS P1 Transition Programme

We Grow, We Glow



School Hours

School Hours: Primary 1 to Primary 6 in 2025 will be as follows:

Reporting Time	7.30 a.m.
Pre-Assembly / Silent Reading	7.30 a.m. – 7.40 a.m.
Flag-raising Ceremony	7.40 a.m.
Start of Lesson	7.45 a.m.
Dismissal Time	1.30 p.m.
CCA (P3, 4, 5 & 6)	Wednesday

Recess and Snack Time: The timings for the respective levels are as follows:

	P1 & P2 (Lower Primary)	P3 & P4 (Middle Primary)	P5 & P6 (Upper Primary)
Recess	9.00 a.m. to 9.30 a.m.	9.30 a.m. to 10.00 a.m.	10.00 a.m. to 10.30 a.m.
Snack Time	12 noon		

Punctuality / Attendance

- Students must attend school regularly and punctually.
- Silent Reading / Pre-Assembly programme is part of the daily curriculum for students.
- Students who arrive after 7:40 am are considered late for school.
- A student who is absent from school must submit a medical certificate or a letter from their parents, upon their return to school



Snack Time

- 10 min snack time at approx 12 noon daily. The time will be adjusted if there are PE lessons.
- Prepare a simple dry snack e.g. bread, fruits, or biscuits
- If your child prefers not to eat, they can use the time as a rest break.
- Students are not allowed to leave the classroom to purchase food from the canteen during snack time.



Snack Time



Discouraged:

- Packet drinks
- Rice / noodles
- Yogurt
- Juicy fruits e.g. watermelon
- Potato chips

Snack Time

Suggestions:

- Keep the snacks in a small lunch box.
- Keep the portions small.
- If your child is bringing food for recess, you may want to separate the snacks for Snack Time to avoid confusion.
- Have a packet of tissue/wet wipes handy.



Dismissal Arrangement

- Our school uses a lanyard system to help with school dismissal.
- Allows school staff to identify which gate or location each student should leave from during dismissal.
- Each student will be issued a coloured lanyard on the first day of school.
- Students should wear the lanyard around their necks for **at least 1 month** until they are familiar with the dismissal routine.



Lanyard Information

Name: _____




Daily Dismissal (Pick tick):

- ☐ School Bus #_____ ☐ Main Gate (next to guard post)
- ☐ School-based Student Care ☐ School Foyer (wait for sibling)
- ☐ External Student Care

1 ANGSA



4. Dismissal Arrangement



To be worn for a
month (January)



Dismissal Arrangement

- Parents will not be allowed in the school compound.
- Parents who are fetching their children should wait outside the Main Gate.
 - i. The security guard will display the class label to signal parents of that class.
 - ii. When the class label is shown, parents should come forward and stand in front of the Main Gate to pick up their child.



Dismissal Arrangement

- In the event of inclement weather,
 - i. Parents will still wait outside the Main Gate to fetch their children.
 - ii. The security officer and teachers will hold the class label for easy identification.



Dismissal (Main Gate)

Main Gate (known
as Gate 2)

Guard Post




Dismissal (Main Gate)

Your child will wait here and be dismissed by classes



SCHOOL UNIFORM

- Pupils are required to wear their PE attire to school if there are PE or PAL lessons.
- The timetable will be issued on Friday, 3 Jan 2025.



First Day (Pri 1): Thurs, 2 Jan 2025

- School is scheduled to reopen on Thurs, 2 Jan 2025 for our Primary 1 students.
- Parents/guardians will be allowed to accompany their child into the school on 2 Jan.
- Parents/Guardians may be present to observe their child/ward during recess on Day 1 only.



First Day (Pri 1): Thurs, 2 Jan 2025

- When your child/ward proceeds to class, you will be invited to join in a series of talks conducted by the school.
- Through these talks, we will share briefly how we will support the transition of your child/ward into primary school and provide you a sense of the types of experiences your child/ward will have in his/her first year in the school.
- The talk will end at about 10.30 am and will include time for you to observe your child/ward purchase food at the canteen.



Orientation Week

First week of school is the orientation/transition week for the Primary 1 students.

- To lighten their school bag, please help your child/ward to pack his/her school bag according to the items listed for the first week





PRIMARY ONE PACKING LIST

The first week of school (2 Jan to 6 Jan) is the orientation week for the Primary 1 students. The timetable will be issued to the students on the first day of school. Lessons will be suspended for the week to help them settle in. To lighten the school bag of the students, please help your child / ward to pack his/her school bag according to the items listed below for the first week.

Students will still be required to wear their PE attire to school if there are PE lessons in the first week of school.

(A) The following items must be brought to school daily:

No.	Item	Details
1.	Stationery	<ul style="list-style-type: none"> 2B Pencils 15-cm ruler Eraser Sharpener A tube of glue stick Colour pencils
2.	A Storybook	Mon – Wed: English Storybook Thurs – Fri: MT Storybook
3.	Student Handbook (This will be issued in class on the 1 st day of school)	Please complete the page "My Personal Particulars" Kindly check the handbook <u>on a daily basis</u> . It is a communication channel between teachers and parents.
4.	Homework File (A4 One-Button File)	Homework will be filed here. Please check this file <u>on a daily basis</u> .

(B) Please have your child/ward bring the following items to school on the following days:

Date	Subject	Book(s) for submission
Thursday 2 Jan 2025	English Language	<ul style="list-style-type: none"> STELLAR Handwriting 1 1 Broad-Lined Exercise Book (Subject: Writing) 1 Single-lined Jotter Book Pink Subject Ring File (English Language) Plastic Divider (To be slotted into the file)
	Social Studies	Social Studies Primary 1 Activity Book




Date	Subject	Book(s) for submission
Friday 3 Jan 2025	Mathematics	<ul style="list-style-type: none"> Primary Mathematics Practice Book 1A 1 Broad-Lined Exercise Book (Subject: Mathematics) Blue Subject Ring File (Mathematics)
	Character & Citizenship Education (CCE)	<ul style="list-style-type: none"> Character & Citizenship Education Student Journal P1 Purple Subject File (Character and Citizenship Education)
	Others	<ul style="list-style-type: none"> School Report Book
		<ul style="list-style-type: none"> White Board, duster and marker in a folder

Date	Subject	Book(s) for submission
Monday 6 Jan 2025	Music	First Steps to Music P1
	Physical Education	My PE Journal
	FTGP (Form teacher Guidance Period)	Character and citizenship Education (Form teacher Guidance Period) - P1 Student's Journal

Date	Subject	Book(s) for submission
Tuesday 7 Jan 2025	Mother Tongue Languages (CL/ML/TL)	<ul style="list-style-type: none"> Textbook 1A (CL/ML/TL) Activity Book 1A (CL/ML/TL) Yellow Subject Ring File (Mother Tongue) Plastic Divider (to be slotted into the file) <p><u>Chinese Language (CL)</u></p> <ul style="list-style-type: none"> A5 Big Square exercise book CL for Pri Schools (HLHB 2.0) Writing Book 1A CL Supplementary Readers Set (1 - 28) CL for Pri Schools (HLHB 2.0) Character Cards 1A (Small) <p><u>Malay Language (ML)</u></p> <ul style="list-style-type: none"> A5 Broad-lined exercise book ML For Primary Schools (Cita) Small Reader 1A Book 1-4 <p><u>Tamil Language (TL)</u></p> <ul style="list-style-type: none"> A5 Broad-lined exercise book TL for Primary Schools - Penmanship Student Reader 1A (Book 1 - 3) TL for Primary Schools - Penmanship Penmanship Book 1A

Communication Channel

All important information / newsletter will be via the Parents Gateway (PG)



Some questions you may have...



Reading is a habit that we can build.

Interest your child in reading

- It is never too late to start getting your child interested in books
- Take your child to the library, expose them to various picture books and read together for a start
- Students will be introduced to various genres of books, and be taught how to blend letter sounds through games or craft work

You can encourage your child for efforts in learning to read. Most importantly, reading should be a fun learning process.

Some questions you may have...

Help, my child doesn't know how to ask for help!



Asking for help may not seem obvious to a child.

Teach your child how to ask for help:

Step 1: Look for someone who can help

Step 2: Check if that person has the time to help; if not, look for another suitable person

Step 3: Share what the problem is and how they feel

Step 4: Listen carefully to the advice given

Step 5: Thank the person for the help

Practise with your child when and how to ask for help. Remember to affirm them for their efforts.



Some questions you may have...

I'm worried my child won't eat at recess. He'll go hungry!



Remind your child that eating during recess is important as it helps them with the physical energy to continue focusing and learning in class.

Students may enjoy recess so much that they forget to eat. Some students may not be eating because they are shy about ordering food.

Encourage your child to eat during recess

- Let your child practise ordering food and making payment when out with the family
- If they need more time to build their confidence or observe how it is done by other students, you may pack a lunch box in the meantime, so they will always have something to eat.
- If you worry that your child is not eating at all, discuss with your child's teacher

We get you ready for your primary school journey

Hear from fellow parents, MOE educators and more on how your child can get more out of their primary school experiences. Subscribe to [Schoolbag.edu.sg](https://schoolbag.edu.sg) today!

SCAN TO SUBSCRIBE



go.gov.sg/schoolbag-newsletter

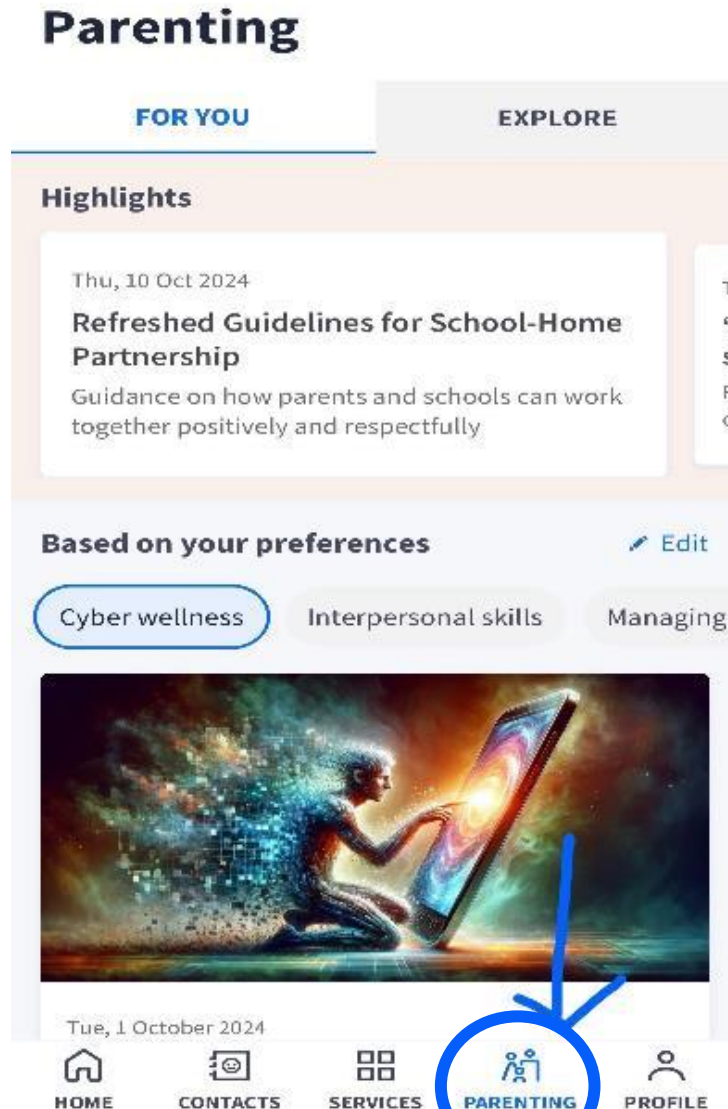


Brought to you by
MOE Communications
and Engagement Group

Check out Parenting Resources on Parents Gateway (PG)

Repository of parenting resources

A repository for parents to browse resources on topics such as preparing for Primary 1, forging parent-child relationships and education pathways.



Find out more about Parents Gateway here.



Resources in PG for every educational stage

Supporting your child through the Primary 1 journey



Fri, 23 September 2022

[Preparing for P1 - PDF] Supporting Your Child Through the Primary 1 Journey

Click to download or view this issue on preparing your child for P1.

Teach Your Child Social Emotional Skills

BE READY FOR LEARNING

What your child may learn in school



What you can do at home



Mon, 18 October 2021

[PDF] Social skills to prepare your child for Primary 1

Click to download or view this resource to learn how you can help your child learn social skills.



Mon, 23 August 2021

Are you over-preparing your child for P1?

Learn how overpreparing your child may hinder learning.



Wed, 15 December 2021

[NLB] LearnX Reading - Primary

Create fun experiences for your child to discover the joy of reading.

Find out what your child really needs for Primary 1.

Help develop your child's social and emotional skills by referring to this infographic.

Are you over-preparing your child for primary school?

How to cultivate the love for reading? Check out resources from the National Library Board.



Check out more resources from MOE

Parent Kit



Parent Kit

www.moe.gov.sg/parentkit

Each Parent Kit issue contains bite-sized actionable tips with supporting resources for parents to help them support their child in their education journey.

MOE Social Media Platforms



www.instagram.com/parentingwith.moesg



www.facebook.com/moesingapore



www.instagram.com/moesingapore



www.youtube.com/moesingapore



Family Values Card Game

Families for Life, in partnership with the Ministry of Education

- Designed for parent-child bonding and provide opportunities to discuss about family values as a family
- Families can learn how to play the game by scanning the QR code on the game box
- Parents are encouraged to make use of the conversation starters included in the rulebook to engage children in understanding and demonstrating the family values of **love, care and concern, commitment and respect**



Parent- Child Activity Book is readily available online:

10 TIPS FOR PARENTS to help you navigate your child's first year in primary school.

Chat with your child
Boost their confidence
Practise various scenarios
Create something interesting
Thank others for their help
Pledge to do things together



Parent- Child Activity Book is meant for both parent and child's use:


How To Use This Book?


Primary school is an exciting time for all – not just for the kids, but for parents, too!

In this book, you'll find 10 tips for parents – to help you and your child adjust smoothly to primary-school life. Each tip includes activities which you can do together.

As this is an e-version, you may want to download this and print it, and let your child write or draw on paper. If you prefer an environmental-friendly way, screenshot the pages, or download it and use a mobile application for your child to doodle on it.

With your child, pick the activities that you'd like to do. You don't have to do them all!

 This 'hand' tells your child what to do

 Use an application and allow your child to doodle on it!

2

© COMMUNICATIONS AND ENGAGEMENT GROUP: MOE

Activities Inside Include:

 Pledge

Make promises and keep them

 Boost

Every child needs encouragement

 ★Thank★

Show gratitude. It's a great habit.

 Create

Make something awesome together

 (Practise)

Get familiar with new routines

 Show-and-Tell★

Keep that conversation flowing

This will be a year of making great memories, together. Have fun learning with your child!

Your adventure begins on the next page. 

3

© COMMUNICATIONS AND ENGAGEMENT GROUP: MOE

Parent- Child Activity Book contains practical tips, tap on it!

Tip 1 - Get Ready For School!



Tip 2 - Practise Routines



Tip 3 - New Places, New Faces



Tip 4 - We Can Do This, Together



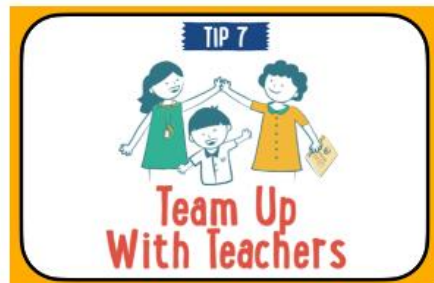
Tip 5 - Show Interest In Your Child



Tip 6 - Time To Let Go!



Tip 7 - Team Up With Teachers



Tip 8 - Every Child Is Unique



Tip 9 - Be A Great Role Model



Tip 10 - Let's Help Out At Home



WE ARE HERE TO SUPPORT YOU!



Ministry of Education
SINGAPORE

MOE website

www.moe.gov.sg

On latest announcements, policies and data



www.instagram.com/moesingapore



www.instagram.com/parentingwith.moe

SCHOOLBAG
THE EDUCATION NEWS SITE

Schoolbag.sg

www.schoolbag.sg

Through articles and multimedia content, Schoolbag provide parents and general public with information and insights related to education, tips for parent involvement and features on school programmes.



www.facebook.com/moesingapore



www.youtube.com/moesingapore



Parents Gateway



<https://pg.moe.edu.sg/>



www.twitter.com/#!/MOEsg

A photograph of a rustic 'Thank You' card. The card is made of brown kraft paper and is placed on a white-painted wooden plank background. It is decorated with three autumn leaves in shades of yellow and orange, and a small sprig of orange berries at the top right. The card is flanked by colorful geometric shapes: red, yellow, and purple triangles on the left, and yellow and blue triangles on the right.

Thank
You